

ardis

the 'work from home' garden office



1250



ardis 1250



INTERNAL DIMENSIONS

- 3.6M X 3.6M (12' X 12')

KEY SPECIFICATIONS

- PITCHED ROOF DESIGN
- 4 FULL WINDOWS AS STANDARD
ADDITIONAL WINDOWS MAY BE
FITTED ON REQUEST
- PYRAMID ROOF LIGHT

FURNITURE SPECIFICATIONS

▪ **THIS LEAFLET SHOWS EXAMPLE FURNITURE LAYOUT SUGGESTIONS – YOU CAN CHOOSE YOUR OWN LAYOUT OR WE CAN WORK WITH YOU TO CREATE A UNIQUE SOLUTION.** PLEASE SEE THE REVERSE OF THIS LEAFLET OR OUR WEBSITE FOR FULL SPECIFICATIONS.



The Ardis 1250 interior is spacious enough to run a 3 person office and still leave room for a meeting area! The high timber clad ceiling adds to the sensation of space, light and freedom.



ABOVE: A typical 1250 configuration. Additional windows may be fitted to your own unique specification.

OPTIONAL WITH 1250

- ✓ Ergonomically designed versatile and elegant furniture including a full range of matching filing cabinets, under desk pedestals and cupboards.
- Solid wood shelving 32 mm thick with clear stain finish to match furniture and ceiling.

ardis – the award winning garden office*

The Ardis is a relocatable professional office offering a low cost and tax advantageous alternative to a home extension. The patented modular construction with its own foundations (no builders or concrete required) enables most models to be erected in one day with the minimum of fuss in the most inaccessible of places. The well insulated double glazed Ardis comes complete with optional electrics, heating, lighting, carpets and furniture.

JUST PLUG IN AND WORK!

why pay rent?

You can have your own Ardis 1250 for as little as **£75 per week** – see the price list and website for the latest details.



* Times and Gesteiner Digital Office Collection.

 **01647 432575**
for further information or to place an order for an **ardis**

ardis 1250

detailed specifications

✓ **INTERNAL DIMENSIONS** : 3.612m x 3.612m (approx. 12' x 12')

✓ **FOUNDATIONS** : Preservative treated timber sleepers.

✓ **FLOOR** : Plywood flooring on timber joists, polythene vapour barrier and insulation.

✓ **WALLS** : MDF inner face with white textured finish, CLS timber studwork, vapour barrier, insulation, breather paper, cavity zone, external interlocking cladding.

✓ **EXTERNAL CLADDING** : Horizontal interlocking boarding.

✓ **ROOF** : Pyramid roof manufactured in maintenance free GRP with integral gutter, solid timber fascia, insulation, vapour barrier, breather membrane and natural timber lining to vaulted ceiling.

✓ **ROOF WINDOWS** : 1 x double skin translucent pyramid approximately 1200mm x 1200mm.

✓ **RAINWATER GOODS** : Gutter is integral with the roof and one rainwater downpipe is provided to discharge to ground level.

✓ **WINDOWS & DOORS** : High quality fully draught stripped softwood doors and windows double glazed with clear laminated glass as standard. Trickle ventilators over opening window. Fully glazed door has a stormproof mobility threshold and a clear minimum width of 800mm to comply with M2 1.35 of the Building Regulations (Access and facilities for disabled people). 4 x long narrow windows and 1 x fully glazed door (see also roof windows above).

✓ **PRESERVATIVE** : Where required timbers will be preservative treated. Generally external timbers and timber in contact with the ground will be pressure impregnated with c.c.a. (Tanalith or Celcure).

✓ **DECORATION** : Windows and doors would be finished with 'Sadolin Superdec' to a colour of your choice. External cladding would be finished with 'Sadolin Superdec' to a colour of your choice or alternatively a natural timber finish. Internal walls have a white vinyl textured finish and the timber ceiling has a clear matt lacquer.

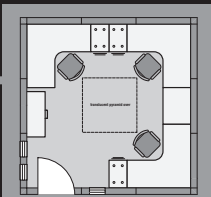
✓ **VENTILATION** : Wall mounted fresh air ventilator. Trickle vent over opening window if optional opening window is selected.

* **HEATING & ELECTRICS (OPTIONAL)** : 6 x low energy adjustable dichroic luminaires mounted on tensioned wires at eaves level. Thermostatically controlled wall mounted 1.5kW panel convactor heater with timer. 4 x wall mounted double power sockets and 1 x consumer unit.

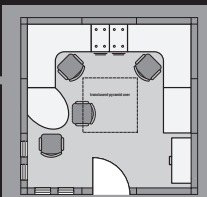
* **CARPET (OPTIONAL)** : Wall to wall fitted carpet in a choice of colours. Carpet is general contract cord with a rot proof, water resistant gel backing.

* **FURNITURE & SHELVING (OPTIONAL)** : Please see the illustrations below for an idea on how you can furnish your Ardis. Please see the website for more layouts.

* **BLINDS (OPTIONAL)** : White venetian blinds tailored to suit each individual window are available for fitting to your Ardis on request.




▲ OFFICE LAYOUT 1



▲ OFFICE LAYOUT 2

The Ardis 1250 is designed to maximise space. You have the option to choose from the highest quality ergonomic modular furniture. Illustrated above are two of the most popular layouts. Alternatively you may choose your own configuration. Please see the price list for more information.



Do not forget that our professional design team are on hand to advise and help you choose your own particular furniture layout or even your own special sized individual building – our unique modular system allows you to decide your own building size and design your own furniture layout.



your guarantee

ROOF | WALLS | FOUNDATIONS > 10 YEARS

FURNITURE | ELECTRICAL EQUIPMENT | FIXTURES AND FITTINGS > 12 MONTHS



01647 432575

for further information or to place an order for the **ardis**



www.ardisdesign.co.uk

ardis

42 THE SQUARE, CHAGFORD, DEVON TQ13 8AH

TEL: 01647 432575 FAX: 01647 432676

e-mail: info@ardisdesign.co.uk

DESIGN & PRODUCTION : AIRSHIP 01566 784128 : www.air-ship.co.uk
PRINT : BLUE SKY, BARNSTAPLE E & OE Ardis Design Limited 2002

HAVE YOU RECEIVED THE PRICE LIST?
LATEST PRICES AND OPTIONS ARE
AVAILABLE ONLINE

